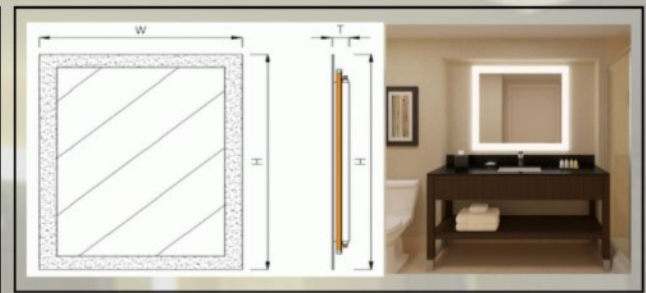




SPECIFICATION:
WITC001-LED 3" FROSTED ALL 4 SIDES WITH FINGER PRINT PROOF PROTECTION

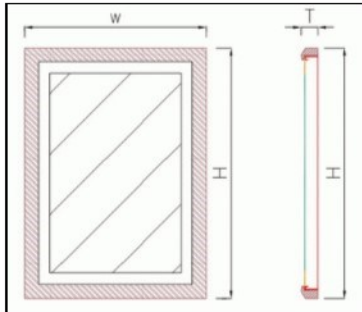
1. Mirror: 5mm thickness copper-free mirror, ecofriendly, mirrors with round edges and round corners no straight edges; finger print protection for frosted areas only.
2. Lights: IP67 water resistant CE listed LED strip smd2835 120 chips per meter IP67; color 2700K-6100K ; 240 chip count available 2700K-6100K. CRI 90. ETL CERTIFICATE FOR FIXTURE ; UL LISTED DRIVER CE, ROHOS COMPLIANT. CSA C22.2 NO.250.0-08 LUMINAIRE UL2108
3. Driver: UL listed, IP67 water resistant; 110V with 30" whip for hard wire.
4. Ground wires: a ground wire on the light box and the driver have a ground wire for the junction box centered ; 30 " inch long whip with pig tail for hardwire ; or angle plug.
5. Waterproof anodized Aluminum frames and backbody.
6. Warranty: 5 year warranty electrical components.
7. Fixture should be mounted to a sound surface. Installer should mount hardware in a solid material for proper installation.



Style witc001 with out 3" frosted only led back light



Style
WITC001
 Standard
 Sizes
 24x36
 36x36
 42x36
 48x36



Options.

- Options or Upgrades for Style WITC001
- Bluetooth- Digital Clock-
 - Digital TV-Radio- 5 Year Warranty-
 - Mirror Frames-Magnifying Mirror-
 - Single/Dual Shaver Socket-
 - Mirror heating pad-Infrared Sensor Switch-
 - Touch Switch / Press button Switch-
 - Finger Print Proof Protection-
 - Side Diffusers-Night Light
- Standard Sizes/Custom Sizes Available



WITC Inc.
 584 Beaconsfield Ave.
 Naperville, IL 60565

www.witc.co

Style WITC001
 Contact: Dan Thomas
 PH:630.405.9252 /danthomas@witc.co



SPECIFICATION:
3" FROSTED TWO SIDES/LED LIGHT TWO SIDES OPTIONS;
TOP/BOTTOM OR LEFT AND RIGHT
36" WX36" HX3" T O.D.

1. Mirror: 5mm thickness copper-free mirror, ecofriendly, mirrors with round edges and round corners no straight edges. ETL COMPLIANT FIXTURE; UL LISTED DRIVER.
2. Lights: IP67 water resistant CE listed LED strip smd2835 240 chips per meter OR 120 chip per meter. Silicon Gel Waterproof ; color 6100K;
3. Driver: UL listed, IP67 water resistant; 110V
4. Ground wires: a ground wire on the light box and the driver have a ground wire for the junction box centered ; 24 " inch long whip with a pig tail for hard wire or angle plug;
5. Waterproof anodized Aluminum frames and backbody.
6. Warranty: 5 year warranty electrical compoenets.
7. Fixture should be mounted to a sound surface. Installer should mount hardware in a solid material for proper installation.



Style
WITC002

Specifications and Options.

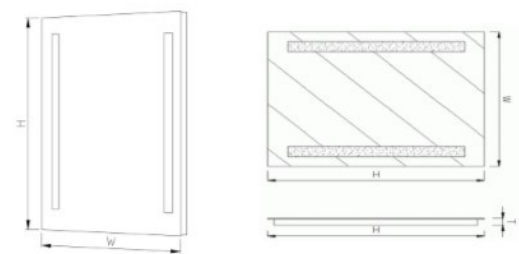
- Standard Sizes:
- 24x36
 - 30x30
 - 30x42
 - 36x36
 - 42x36
 - 42x42
 - 48x36
 - 54x42
 - 60x36

- Options or Upgrades for Style WITC002
- Bluetooth- Digital Clock-
 - Digital TV-Radio-
 - Mirror Frames-Magnifying Mirror-
 - Single/Dual Shaver Socket-
 - Mirror heating pad-
 - Infrared Sensor Switch-
 - Touch Switch / Press button Switch-
 - Night Light
- Standard Sizes/Custom Sizes Available



Style WITC002
 Standard Sizes
 24x36
 36x36
 42x36
 48x36
 54x36
 Custom Sizes

Vertical or Horizontal Led light strip Available



Left and Right

Top and Bottom

Options.
 Options or Upgrades for Style WITC002

- Bluetooth- Digital Clock-
- Digital TV-Radio-
- Mirror Frames-Magnifying Mirror-
- Single/Dual Shaver Socket-
- Mirror heating pad-Infrared Sensor Switch-
- Touch Switch / Press button Switch-
- Night Light

Standard Sizes/Custom Sizes Available



WITC Inc.
 584 Beaconsfield Ave.
 Naperville, IL 60565


www.witc.co

Style WITC002
 Contact: Dan Thomas
 PH: 630.405.9252 / danthomas@witc.co



SPECIFICATION:
WITC003-LED 3" FROSTED ALL 4 SIDES
INSET 2.5" - 3" - 4" - 5"
36"Wx36"Hx3"T O.D.

1. Mirror: 5mm thickness copper-free mirror, ecofriendly, mirrors with round edges and round corners no straight edges; finger print protection for frosted areas only.
2. Lights: IP67 water resistant CE listed LED strip Smd2835 120 chips per meter or 240 chip count. Silicon Gel Waterproof ; color 2700-6100K; ETL COMPLIANT FIXTURE; UL LISTED DRIVER
3. Driver: UL listed, IP67 water resistant; 110V
4. Ground wires: a ground wire on the light box and the driver have a ground wire for the junction box centered ; 24 " inch long whip with pig tail for hardwire or angle plug;
5. Waterproof anodized Aluminum frames and backbody.
6. Warranty: 5 year warranty electrical components.
7. Fixture should be mounted to a sound surface. Installer should mount hardware in a solid material for proper installation.




Style WITC003

Standard Sizes:

- 30x30
- 30x42
- 36x36
- 42x36
- 48x36
- 54x42
- 60x42
- Inquire for custom sizes.

Options.

- Options or Upgrades for Style WITC003
- Bluetooth- Digital Clock-
 - Digital TV-Radio-
 - Mirror Frames-Magnifying Mirror-
 - Single/Dual Shaver Socket-
 - Mirror heating pad-
 - Infrared Sensor Switch-
 - Touch Switch / Press button Switch-
 - Night Light
- Standard Sizes/Custom Sizes Available



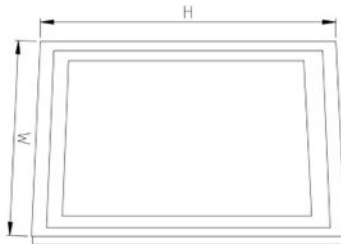
Style WITC003

Style WITC003

Standard Sizes

- 24x36
- 36x36
- 42x36
- 48x36
- 54x36


Custom Sizes Available



Options.

Options or Upgrades for Style WITC003

- Bluetooth- Digital Clock-
- Digital TV-Radio-
- Mirror Frames-Magnifying Mirror-
- Single/Dual Shaver Socket-
- Mirror heating pad-Infrared Sensor Switch-
- Touch Switch / Press button Switch-
- Night Light



UL 2108, Low Voltage Lighting Systems
 CSA C22.2 No. 250.0-08, Luminaires
 See the UL Online Certifications Directory at
www.ul.com/database for additional information



WITC Inc.
 584 Beaconsfield Ave.
 Naperville, IL 60565

www.witc.co

Style WITC003
 Contact: Dan Thomas
 PH: 630.405.9252 / danthomas@witc.co




Style WITC004 Left & right only



Style WITC004 Top & Bottom only

SPECIFICATION:
WITC004-LED 3" FROSTED TWO SIDES WITH FINGER PRINT PROOF PROTECTION
36"WX36"HX3"T O.D. T&B OR L&R

1. Mirror: 5mm thickness copper-free mirror, ecofriendly, mirrors with round edges and round corners no straight edges; finger print protection for frosted areas only.
2. Lights: IP67 water resistant CE listed LED strip smd2835 120 chips per or 240 chip count Silicon Gel CRI90 Waterproof ;color 2700k-6100k; ETL CERTIFICATE FOR FIXTURE ;UL LISTED DRIVER .CE, ROHOS COMPLIANT.
 CSA C22.2 NO.250.0-08 LUMINAIRE UL2108
3. Driver: UL listed, IP67 water resistant; 110V
4. Ground wires: a ground wire on the light box and the driver have a ground wire for the junction box centered ;24 " inch long whip WITH PIG TAIL FOR HARDWARE;
5. Waterproof anodized Aluminum frames and backbody.
6. Warranty: 5 year warranty electrical PARTS.
7. Fixture should be mounted to a sound surface. Installer should mount hardware in a solid material for proper installation.



- Style WITC004
 Standard Sizes:
- 24x36
 - 30x30
 - 30x36
 - 30x42
 - 36x36
 - 42x36
 - 42x42
 - 48x36
 - 54x42

- Options.**
 Options or Upgrades for Style WITC004
- Bluetooth- Digital Clock-
 - Digital TV-Radio-
 - Mirror Frames-Magnifying Mirror-
 - Single/Dual Shaver Socket-
 - Mirror heating pad-
 - Infrared Sensor Switch-
 - Touch Switch / Press button Switch-
 - Finger Print Proof Protection-
 - Side Diffusers-Night Light

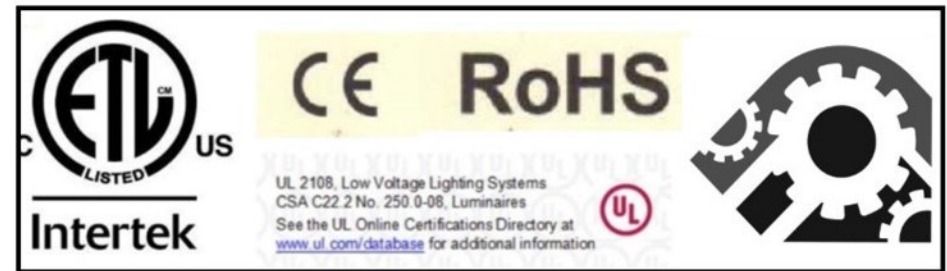


Style WITC004

- Standard Sizes
- 24x36
 - 36x36
 - 42x36
 - 48x36
 - 54x36
- Custom Sizes Available

Options.

- Options or Upgrades for Style WITC004
- Bluetooth- Digital Clock-
 - Digital TV-Radio-
 - Mirror Frames-Magnifying Mirror-
 - Single/Dual Shaver Socket-
 - Mirror heating pad-Infrared Sensor Switch-
 - Touch Switch / Press button Switch-
 - Finger Print Proof Protection-
 - Side Diffusers-Night Light
- Standard Sizes/Custom Sizes Available



WITC Inc.
 584 Beaconsfield Ave.
 Naperville, IL 60565

www.witc.co

Style WITC004
 Contact: Dan Thomas
 PH: 630.405.9252 / danthomas@witc.co



Circles inset StyleWITC005 Ovals inset



Circles edge StyleWITC005 Ovals edge

Style WITC005
Circles
Standard Sizes
30x30
36x36
40x40
42x42
46x46
Custom Sizes
Available

Style WITC005
Ovals
Standard Sizes
20x30
24x36
26x42
Custom Sizes
Available



WITC Inc.
584 Beaconsfield Ave.
Naperville, IL 60565

SPECIFICATION:
WITC005-LED 1.5" 2" 2.5" inset with 2" or 3" FROSTED led light Circle or Ovals

1. Mirror: 5mm thickness copper-free mirror, ecofriendly, mirrors with round edges and round corners no straight edges; finger print protection for frosted areas only.
2. Lights: IP67 water resistant CE listed LED strip smd5050 120 chips per meter or 240 chip count CRI 90 ETL CERTIFICATE FOR FIXTURE ; UL LISTED DRIVER CE, ROHOS COMPLIANT. CSA C22.2 NO.250.0-08 LUMINAIRE UL2108
3. Driver: UL listed, IP67 water resistant; 110V
4. Ground wires: a ground wire on the light box and the driver have a ground wire for the junction box centered ; 24 " inch long whip with pig tail for hardwire;
5. Waterproof anodized Aluminum frames and backbody.
6. Warranty: 5 year warranty electrical,
7. Fixture should be mounted to a sound surface. Installer should mount hardware in a solid material for proper installation.



Circles inset StyleWITC005 Ovals inset




Circles edge StyleWITC005 Ovals edge



Options.

Options or Upgrades for Style WITC005
Bluetooth- Digital Clock- Digital TV-Radio-
Mirror Frames- Magnifying Mirror-
Single/Dual Shaver Socket-Mirror
heating pad-Infrared Sensor Switch-Touch Switch
Standard Sizes/Custom Sizes Available



www.witc.co

Style WITC005
Contact: Dan Thomas
PH: 630.405.9252 / danthomas@witc.co



Style WITC006

SPECIFICATION:
 WITC006— Framed Black 2" Black Frame 1.5" inset
 2.5" FROSTED ALL FOUR SIDES
 LED LIGHT ALL FOUR SIDES WITH

1. Mirror: 5mm thickness copper-free mirror, ecofriendly, mirrors with round edges and round corners no straight edges;
2. Lights: IP67 water resistant CE listed LED strip smd2835 240 chips per meter or 120 chip count color 2700K; CRI90.
3. Driver: UL listed, IP67 water resistant; 110V with 30" whip pig tail for hard wire or angle plug.
4. Ground wires: a ground wire on the light box and the driver have a ground wire for the junction box centered; 30" inch long whip with pig tail for hardwire or angle plug;
5. Waterproof anodized Aluminum frames and backbody.
6. Warranty: 5 year warranty electrical,
7. Fixture should be mounted to a sound surface. Installer should mount hardware in a solid




Style WITC006

Standard Sizes
 24x36
 36x36
 42x36
 48x36
 54x36
 Custom Sizes Available

Options.


Options or Upgrades for Style WITC006
 5 Year Warranty-
 Mirror Frame Black-Magnifying Mirror-
 Mirror heating pad-Infrared Sensor Switch-
 Touch Switch / -Night Light
 Standard Sizes/Custom Sizes Available



WITC Inc.
 584 Beaconsfield Ave.
 Naperville, IL 60565

www.witc.co

Style WITC006
 Contact: Dan Thomas
 PH: 630.405.9252 /danthomas@witc.co



SPECIFICATION:
WITC007 with Acrylic Diffuser Mounted on aluminum Chassis

1. Mirror: 5mm thickness copper-free mirror, ecofriendly, mirrors with round edges and round corners no straight edges;
2. Lights: IP67 water resistant CE listed LED strip smd2835 240 chips per meter IP67; color 2700K; CRI90 ETL CERTIFICATE FOR FIXTURE ; UL LISTED DRIVER CE, ROHOS COMPLIANT. CSA C22.2 NO. 250.0-08 LUMINAIRE UL2108
3. Driver: UL listed, IP67 water resistant; 110V with 30" whip pig tail for hard wire or angle plug .
4. Ground wires: a ground wire on the light box and the driver have a ground wire for the junction box centered ; 30 " inch long whip or angle plug;
5. Waterproof anodized Aluminum frames and backbody.
6. Warranty: 5 year warranty electrical parts.
7. Fixture should be mounted to a sound surface. Installer should mount hardware in a solid material for proper installation.



Style WITC007 with touch sensor switch on mirror face


Style WITC007

Standard Sizes

- 24x36
- 36x36
- 42x36
- 48x36
- 54x36

Custom Sizes Available

Options.
 5 Year Warranty-
 Acrylic Diffuser Frame
 Touch Switch / Night Light
 Standard Sizes
 Custom Sizes Available



WITC Inc.
 584 Beaconsfield Ave.
 Naperville, IL 60565

www.witc.co

Style WITC007
 Contact: Dan Thomas
 PH: 630.405.9252 / danthomas@witc.co



Style WITC008 aluminum frame with frosted led light strip 2" wide left and right

SPECIFICATION:
WITC008: aluminum frame mirror with led light strip left and right.

1. Mirror: 5mm thickness copper-free mirror, ecofriendly, mirrors with round edges and round corners no straight edges;
2. Lights: IP67 water resistant CE listed LED strip smd2835 240 chips per meter IP67; color 2700K; ETL CERTIFICATE FOR FIXTURE ;UL LISTED DRIVER CE, ROHOS COMPLIANT.CSA C22.2 NO.250.0-08 LUMINAIRE UL2108
3. Driver: UL listed, IP67 water resistant; 110V with 30" whip pig tail for hard wire.
4. Ground wires: a ground wire on the light box and the driver have a ground wire for the junction box centered ;30" inch long whip; with an angle plug or pig tail for hard wire.
5. Waterproof anodized Aluminum frames and backbody.
6. Warranty: 5 year warranty electrical parts.
7. Fixture should be mounted to a sound surface. Installer should mount hardware in a solid material for proper installation.




STYLE : WITC-008 Description
 Aluminum frame with mirror led light strip left and right .
www.witc.co/danthomas@witc.co /630.405.9252

Style WITC008

Standard Sizes
 24x36
 36x36
 42x36
 48x36
 54x36
 Custom Sizes Available



Options.
 5 Year Warranty-
 Aluminum frame with
 led light let and right side 2" wide frosted
 Standard Sizes/Custom Sizes Available
 ETL Certificate; UL listed Driver



WITC Inc.
 584 Beaconsfield Ave.
 Naperville, IL 60565

www.witc.co

Style WITC008
 Contact: Dan Thomas
 PH:630.405.9252 /danthomas@witc.co



Style witc009 3" wide frosted top only inset 3" left top right

SPECIFICATION
WITC009— 3' INCH inset left top right mirror / 3" frosted; led light top only ;IP67 water resistant CE listed LED strip smd2835 120-240 chip per meter
 2700K-6100K CRI 90
 1.Mirror:5mm thickness copper-free mirror,ecofriendly, mirrors with round edges and round corners no straight edges;finger print protection for frosted areas only.
 2.Lights: IP67 water resistant CE listed LED strip smd2835 240 chips per meter or 120 chip count Silicon Gel Waterproof ;color 2700K-6100K; ETL CERTIFICATE FOR FIXTURE ;UL LISTED DRIVER CE, ROHOS COMPLIANT.CSA C22.2 NO.250.0-08 LUMINAIRE UL2108
 3. Driver: UL listed, IP67 water resistant;110V
 4. Ground wires: a ground wire on the light box and the driver have a ground wire ;30 " inch long whip with pig tail or angle plug .
 5.Waterproof anodized Aluminum frames and backbody.
 6. Warranty: 5 year warranty electrical, components.
 7. Fixture should be mounted to a sound surface. Installer should mount hardware in a solid material for proper installation.

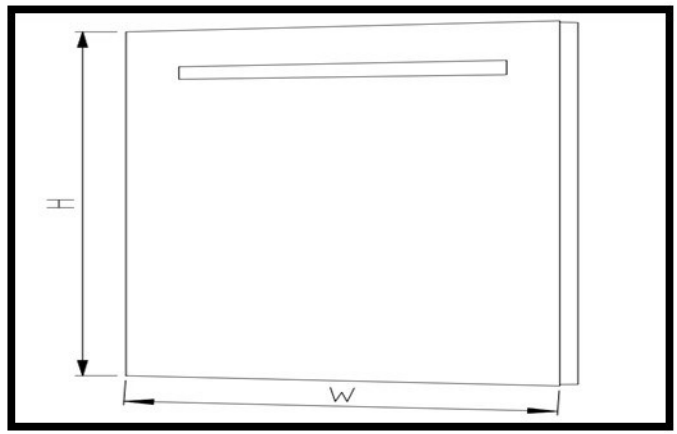


Style WITC009
 Standard Sizes:
 • 24x36
 • 36x36
 • 42x36
 • 48x36
 • 54x36
 • Inquire for custom sizes.


Options.
 Options or Upgrades for Style WITC009
 Bluetooth- Digital Clock- Digital TV-Radio- Mirror Frames-Magnifying Mirror- Single /Dual Shaver Socket- Mirror heating pad- Infrared Sensor Switch- Touch Switch / Press button Switch- Side Diffusers-Night Light



Style WITC009
 Standard Sizes
 24x36
 36x36
 42x36
 48x36
 54x36
 Custom Sizes Available



Options.
 Options or Upgrades for Style WITC009
 Bluetooth- Digital Clock- Digital TV-Radio- Mirror Frames-Magnifying Mirror-Single / Dual Shaver Socket-Mirror heating pad-Infrared Sensor Switch- Touch Switch / Press button Switch- Night Light
 Standard Sizes/Custom Sizes Available



WITC Inc.
 584 Beaconsfield Ave.
 Naperville, IL 60565

www.witc.co

Style WITC009
 Contact: Dan Thomas
 PH:630.405.9252 /danthomas@witc.co



Style witc010 Diffuser all four sides with Led light

Style WITC010

Standard Sizes

- 24x36
- 36x36
- 42x36
- 48x36
- 54x36

Custom Sizes Available


Options.

Options or Upgrades for Style WITC010
Bluetooth- Digital Clock- Digital TV-Radio-
Mirror Frames-Magnifying Mirror-Single/
Mirror heating pad-Infrared Sensor Switch-
Touch Switch / Press button Switch- Night Light
Standard Sizes/Custom Sizes Available

SPECIFICATION 2"-3" Frosted WITC010; Diffuser all four side with Led light :IP67 water resistant CE listed LED strip smd2835 240 chip per meter 2700K

Or smd 2835 120-240 chip count per meter.


- 1.Mirror:5mm thickness copper-free mirror,ecofriendly, mirrors with round edges and round corners no straight edges;finger print protection for frosted areas only.
- 2.Lights: IP67 water resistant CE listed LED strip smd2835 240 chips per meter or 120 chip count Silicon Gel Waterproof ;color 2700K-6100K CRI 90; ETL CERTIFICATE FOR FIXTURE ;UL LISTED DRIVER CE, ROHOS COMPLIANT.CSA C22.2 NO.250.0-08 LUMINAIRE UL2108
3. Driver: UL listed, IP67 water resistant;110V
4. Ground wires: a ground wire on the light box and the driver have a ground wire ;30 " inch long whip with pig tail for hard wire or angle plug..
- 5.Waterproof anodized Aluminum frames and backbody.
6. Warranty: 5 year warranty electrical, components.
7. Fixture should be mounted to a sound surface. Installer should mount hardware in a solid material for proper installation.



Options.

Options or Upgrades for Style WITC010
Bluetooth- Digital Clock-
Digital TV-Radio-
Mirror Frames-Magnifying
Mirror heating pad-
Infrared Sensor Switch-
Touch Switch / Press button Switch-
Side Diffusers-Night Light
Standard Sizes/Custom Sizes Available

- Style WITC010
Standard Sizes:
- 24x36
 - 36x36
 - 42x36
 - 48x36
 - 54x36
 - Inquire for custom sizes.




WITC Inc.
 584 Beaconsfield Ave.
 Naperville, IL 60565

www.witc.co

Style WITC010
 Contact: Dan Thomas
 PH:630.405.9252 /danthomas@witc.co




TOP AND BOTTOM SIDES LIGHT BAR




LEFT AND RIGHT SIDES LIGHT BAR

STYLEWITC012 WITH ALL 4 SIDES LIGHT BAR WITH NIGHT LIGHT FEATURE WITH TOUCH SENSOR ON FACE OF MIRROR


Style WITC012
Standard Sizes
24x36
36x36
42x36
48x36
54x36
Custom Sizes Available



ALL 4 SIDES WITH LED LIGHT BAR



TOP LIGHT BAR



LEFT AND RIGHT SIDES TOP LIGHT BAR



STYLE : WITC-012Description
Diffuser WITH DIRECT LIGHT TOP AND BOTTOM LEFT AND RIGHT SIDES
Standard Sizes: 24x36-36x36-42x36-48x36-54x36
CUSTOM SIZE AVAILABLE AND CUSTOM OPTION
Www.witc.co/danthomas@witc.co/630.405.9252



SPECIFICATION:
WITC013— aluminum frame mirror with 1.5 inch frosted.

1. Mirror: 5mm thickness copper-free mirror, ecofriendly, mirrors with round edges and round corners no straight edges; framed in aluminum frame.
2. Lights: IP67 water resistant CE listed LED strip smd2835 120 chips per meter IP67; color 3000K; ETL CERTIFICATE FOR FIXTURE ;UL LISTED DRIVER CE, ROHOS COMPLIANT. CSA C22.2 NO.250.0-08 LUMINAIRE UL2108
3. Driver: UL listed, IP67 water resistant; 110V with 30" whip pig tail for hard wire.
4. Ground wires: a ground wire on the light box and the driver have a ground wire for the junction box centered ;30 " inch long whip; with an angle plug or pig tail for hard wire.
5. Waterproof anodized Aluminum frames and backbody.
6. Warranty: 5 year warranty electrical parts.
7. Fixture should be mounted to a sound surface. Installer should mount hardware in a solid material for proper installation.



STYLE : WITC-013 Description
 Aluminum frame with mirror led light 1.5 Inch frosted all 4 sides.
www.witc.co/danthomas@witc.co /630.405.9252

Style
WITC013

Standard Sizes
 24x36
 36x36
 42x36
 48x36
 54x36
 Custom Sizes



WITC Inc.
 584 Beaconsfield Ave.
 Naperville, IL 60565

www.witc.co

Style WITC013
 Contact: Dan Thomas
 PH:630.405.9252 /danthomas@witc.co



Style WITCM011
Single Door Sizes
 16x30,20x30,24x30,24x36,
Double door sizes
 30x30,36x30,42x36,48x36



SPECIFICATION & OPTIONS

WITCM011;

- ETL Certified Medicine Cabinets
1. Lighted Medicine Cabinet.
 2. Aluminum body, can be recessed and wall mounting, side kits included.
 3. Double sided mirrored door, grooved door edges and corners design
 4. Interior mirrored rear wall,back with explosion-proof film.
 5. Soft closing door hinges.
 6. LED Lights,smd2835,120LEDs/meter, 3000K/6400K.
 7. UL certified brand LED .
 8. Adjustable tempered glass shelves
 9. Button on off switch or touch sensor switch for mirror cabinet.
 10. With interior UL approved shaver sockets with USB ports.
 11. With Night Light at the interior electric box, night light with its own switch



Style WITCM011 LED MEDICINE CABINET
 Single Door Sizes 16x30,20x30,24x30,24x36,
 Double door sizes 30x30,36x30,42x36,48x36



WITC Inc.
 584 Beaconsfield Ave.
 Naperville, IL 60565

www.witc.co

Style WITCM011
 Contact: Dan Thomas
 PH:630.405.9252 /danthomas@witc.co



Style WITCM012 LED MEDICINE CBT
Single Door Sizes 16x30,20x30,24x30,24x36,
Double door sizes
30x30,36x30,42x36,48x36

SPECIFICATION
WITCM012; .
 ETL Certified Medicine Cabinets

1. Lighted Medicine Cabinet.
2. Aluminum body, can be recessed and wall mounting, side kits included.
3. Double sided mirrored door, grooved door edges and corners design
4. Interior mirrored rear wall,back with explosion-proof film.
5. Soft closing door hinges.
6. LED Lights,smd2835,120LEDs/meter, 3000K/6400K.
7. UL certified brand LED .
8. Adjustable tempered glass shelves
9. Button on off switch or touch sensor switch for mirror cabinet.
10. With interior UL approved shaver sockets with USB ports.
11. With Night Light at the interior electric box, night light with its own switch



Style WITCM012LED MEDICINE CABINET
 Single Door Sizes 16x30,20x30,24x30,24x36,
 Double door sizes 30x30,36x30,42x36,48x36



WITC Inc.
 584 Beaconsfield Ave.
 Naperville, IL 60565



www.witc.co

Style WITCM012
 Contact: Dan Thomas
 PH:630.405.9252 /danthomas@witc.co



Style WITCM013 LED MEDICINE CBT
 Single Door Sizes 16x30,20x30,24x30,24x36,
 Double door sizes
 30x30,36x30,42x36,48x36



SPECIFICATION



WITCM013; .

ETL Certified Medicine Cabinets

1. Lighted Medicine Cabinet.
2. Aluminum body, can be recessed and wall mounting, side kits included.
3. Double sided mirrored door, grooved door edges and corners design
4. Interior mirrored rear wall,back with explosion-proof film.
5. Soft closing door hinges.
6. LED Lights,smd2835,120LEDs/meter, 3000K/6400K.
7. UL certified brand LED .
8. Adjustable tempered glass shelves
9. Button on off switch or touch sensor switch for mirror cabinet.
10. With interior UL approved shaver sockets with USB ports.
11. With Night Light at the interior electric box, night light with its own switch



Style WITCM013LED MEDICINE CABINET
 Single Door Sizes 16x30,20x30,24x30,24x36,
 Double door sizes 30x30,36x30,42x36,48x36



WITC Inc.
 584 Beaconsfield Ave.
 Naperville, IL 60565

www.witc.co

Style WITCM013
 Contact: Dan Thomas
 PH:630.405.9252 /danthomas@witc.co



Style WITCM014 LED MEDICINE CBT
 Single Door Sizes 16x30,20x30,24x30,24x36,
 Double door Sizes


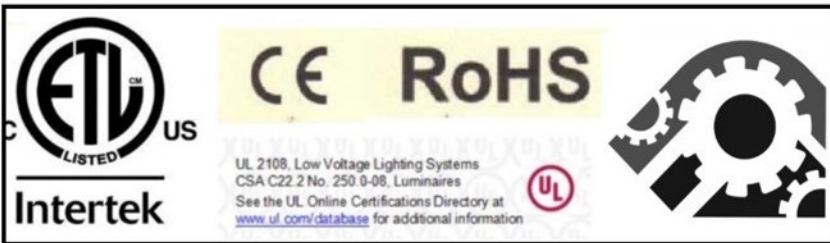
SPECIFICATION

WITCM014; .

- ETL Certified Medicine Cabinets
- 1. Lighted Medicine Cabinet.
- 2. Aluminum body, can be recessed and wall mounting, side kits included.
- 3. Double sided mirrored door, grooved door edges and corners design
- 4. Interior mirrored rear wall,back with explosion-proof film.
- 5. Soft closing door hinges.
- 6. LED Lights,smd2835,120LEDs/meter, 3000K/6400K.
- 7. UL certified brand LED .
- 8. Adjustable tempered glass shelves
- 9. Button on off switch or touch sensor switch for mirror cabinet.
- 10. With interior UL approved shaver sockets with USB ports.
- 11. With Night Light at the interior electric box, night light with its own switch



Style WITCM014LED MEDICINE CABINET
 Single Door Sizes 16x30,20x30,24x30,24x36,
 Double door Sizes 30x30,36x30,42x36,48x36



Style WITCM014
 Single Door Sizes 16x30,20x30,24x30,24x36,
 Double door Sizes 30x30,36x30,42x36,48x36

W.I.T.C. Inc.
 Contact Dan Thomas

Style:WITCM014
 danthomas@witc.co

WITC Inc.
 584 Beaconsfield Ave.
 Naperville, IL 60565

www.witc.co

Style WITCM014
 Contact: Dan Thomas
 PH:630.405.9252 /danthomas@witc.co



Style WITCM015 LED MEDICINE CBT
 Single Door Sizes 16x30,20x30,24x30,24x36,
 Double door Sizes
 30x30,36x30,42x36,48x36

SPECIFICATION

WITCM015; .

ETL Certified Medicine Cabinets

1. Lighted Medicine Cabinet.
2. Aluminum body, can be recessed and wall mounting, side kits included.
3. Double sided mirrored door, grooved door edges and corners design
4. Interior mirrored rear wall,back with explosion-proof film.
5. Soft closing door hinges.
6. LED Lights,smd2835,120LEDs/meter, 3000K/6400K.
7. UL certified brand LED .
8. Adjustable tempered glass shelves
9. Button on off switch or touch sensor switch for mirror cabinet.
10. With interior UL approved shaver sockets with USB ports.
11. With Night Light at the interior electric box, night light with its own switch




Style WITCM015LED MEDICINE CABINET
 Single Door Sizes 16x30,20x30,24x30,24x36,
 Double door Sizes 30x30,36x30,42x36,48x36



WITC Inc.
 584 Beaconsfield Ave.
 Naperville, IL 60565

www.witc.co



Style WITCM015
 Contact: Dan Thomas
 PH:630.405.9252 /danthomas@witc.co



SPECIFICATION

WITCM016; .

ETL Certified Medicine Cabinets


1. Lighted Medicine Cabinet.
2. Aluminum body, can be recessed and wall mounting, side kits included.
3. Double sided mirrored door, grooved door edges and corners design
4. Interior mirrored rear wall,back with explosion-proof film.
5. Soft closing door hinges.
6. LED Lights,smd2835,120LEDs/meter, 3000K/6400K.
7. UL certified brand LED .
8. Adjustable tempered glass shelves
9. Button on off switch or touch sensor switch for mirror cabinet.
10. With interior UL approved shaver sockets with USB ports.
11. With Night Light at the interior electric box, night light with its own switch



Style WITCM016LED MEDICINE CABINET
 Single Door Sizes 16x30,20x30,24x30,24x36,
 Double door Sizes 30x30,36x30,42x36,48x36

Style WITCM016 LED MEDICINE CBT

Single Door Sizes 16x30,20x30,
 24x30,24x36,
 Double door Sizes



WITC Inc.
 584 Beaconsfield Ave.
 Naperville, IL 60565

www.witc.co

Style WITCM016
 Contact: Dan Thomas
 PH:630.405.9252 /danthomas@witc.co



Style WITCM017 LED MEDICINE CBT
Single Door Sizes 16x30,20x30,24x30,24x36,
Double door Sizes

SPECIFICATION
WITCM017;
 ETL Certified Medicine Cabinets
 1. Lighted Medicine Cabinet.
 2. Aluminum body, can be recessed and wall mounting, side kits included.
 3. Double sided mirrored door, grooved door edges and corners design
 4. Interior mirrored rear wall,back with explosion-proof film.
 5. Soft closing door hinges.
 6. LED Lights,smd2835,120LEDs/meter, 3000K/6400K.
 7. UL certified brand LED .
 8. Adjustable tempered glass shelves
 9. Button on off switch or touch sensor switch for mirror cabinet.
 10. With interior UL approved shaver sockets with USB ports.
 11. With Night Light at the interior electric box, night light with its own switch



Style WITCM017LED MEDICINE CABINET
 Single Door Sizes 16x30,20x30,24x30,24x36,
 Double door Sizes 30x30,36x30,42x36,48x36





UL 2108, Low Voltage Lighting Systems
 CSA C22.2 No. 250 0-08, Luminaires
 See the UL Online Certifications Directory at
www.ul.com/database for additional information






UL 2108, Low Voltage Lighting Systems
 CSA C22.2 No. 250 0-08, Luminaires
 See the UL Online Certifications Directory at
www.ul.com/database for additional information

WITC Inc.
 584 Beaconsfield Ave.
 Naperville, IL 60565

www.witc.co

Style WITCM017
 Contact: Dan Thomas
 PH:630.405.9252 /danthomas@witc.co



Style WITCM018 LED MEDICINE CBT
Single Door Sizes
 16x30,20x30,24x30,24x36,
Double door Sizes



SPECIFICATION

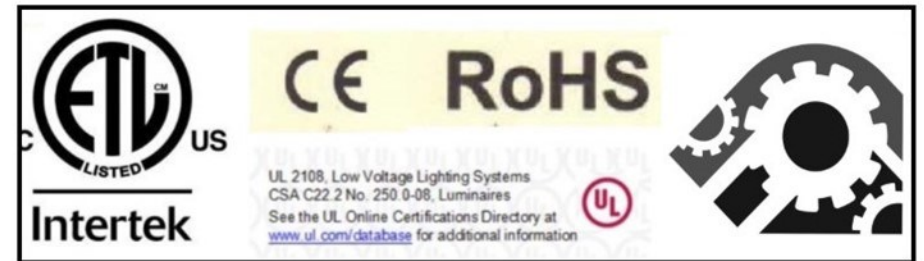
WITCM018; .

ETL Certified Medicine Cabinets

1. Lighted Medicine Cabinet.
2. Aluminum body, can be recessed and wall mounting, side kits included.
3. Double sided mirrored door, grooved door edges and corners design
4. Interior mirrored rear wall,back with explosion-proof film.
5. Soft closing door hinges.
6. LED Lights,smd2835,120LEDs/meter, 3000K/6400K.
7. UL certified brand LED .
8. Adjustable tempered glass shelves
9. Button on off switch or touch sensor switch for mirror cabinet.
10. With interior UL approved shaver sockets with USB ports.
11. With Night Light at the interior electric box, night light with its own switch



Style WITCM018LED MEDICINE CABINET
 Single Door Sizes 16x30,20x30,24x30,24x36,
 Double door Sizes 30x30,36x30,42x36,48x36



WITC Inc.
 584 Beaconsfield Ave.
 Naperville, IL 60565

www.witc.co

Style WITCM018
 Contact: Dan Thomas
 PH:630.405.9252 /danthomas@witc.co